

Washington County, TX

My Treasurers Report

Summary

Date Range: 11/01/2024 - 11/30/2024

| Fund | Beginning Cash Balance | Revenues | Expenses | Net Change Assets | Net Change Liabilities | Calculated Ending Balance | Actual Ending Balance | Calculated - Actual Ending |
|--|------------------------|--------------|------------|-------------------|------------------------|---------------------------|-----------------------|----------------------------|
| 010 - GENERAL FUND | 3,315,223.16 | 9,215,564.89 | 234,014.61 | 0.00 | 9,487.56 | 12,287,285.88 | -224,074.66 | 12,511,360.54 |
| 015 - ENGINEERING & DEVELOPMENT SERVICES | 255,284.36 | 2,448,324.65 | 487,364.08 | 0.00 | -205.96 | 2,216,450.89 | 2,204,132.85 | 12,318.04 |
| 016 - CONSTABLES FORFEITURE FUND | 0.00 | 0.00 | 0.00 | 0.00 | 0.00 | 0.00 | 0.00 | 0.00 |
| 020 - SR 22 | 0.00 | 0.00 | 23,188.55 | 0.00 | -16.12 | -23,172.43 | 0.00 | -23,172.43 |
| 021 - HIGHWAY 290/36 | 32,016.86 | 2,386.59 | 0.00 | 0.00 | 0.00 | 34,403.45 | 32,032.05 | 2,371.40 |
| 022 - OPIOID SETTLEMENT | 0.00 | 15.25 | 0.00 | 0.00 | 0.00 | 15.25 | 0.00 | 15.25 |
| 023 - JP TECHNOLOGY | 30,286.20 | 1,124.14 | 144.13 | 0.00 | 0.00 | 31,266.21 | 30,857.35 | 408.86 |
| 024 - DISTRICT ATTORNEY LEOSE FUNDS | 6,528.88 | 3.10 | 0.00 | 0.00 | 0.00 | 6,531.98 | 6,531.98 | 0.00 |
| 025 - DISTRICT ATTORNEY | -39,208.51 | 59,194.25 | 62,567.81 | 0.00 | -41.60 | -42,540.47 | -42,540.47 | 0.00 |
| 026 - DISTRICT ATTORNEY - HOT CHECK | 489.71 | 0.89 | 0.00 | 0.00 | 0.00 | 490.60 | 490.60 | 0.00 |
| 027 - CAPEX GENERAL FUND | 0.00 | 0.00 | 0.00 | 0.00 | 0.00 | 0.00 | 0.00 | 0.00 |
| 029 - EMS | -3,237,533.73 | 838,382.57 | 649,110.51 | 0.00 | 290.10 | -3,048,551.77 | -3,048,551.77 | 0.00 |
| 030 - AMBULANCE SERVICE SUPPLEMENT PAYMENT | 25,740.99 | 30,066.43 | 45,495.46 | 0.00 | 0.00 | 10,311.96 | 10,311.96 | 0.00 |
| 031 - AMERICAN RESCUE PLAN ACT | 857,086.62 | 11,054.25 | 37,527.06 | 0.00 | 0.00 | 830,613.81 | 819,948.39 | 10,665.42 |
| 032 - CORONAVIRUS RELIEF FUND | -74,020.17 | -38.58 | 0.00 | 0.00 | 0.00 | -74,058.75 | -74,058.75 | 0.00 |
| 033 - SILVER CRAYON PROJECT | 0.00 | 0.00 | 0.00 | 0.00 | 0.00 | 0.00 | 0.00 | 0.00 |
| 034 - AVIATION CAPITAL IMPROVEMENT FUND | 0.00 | 0.00 | 0.00 | 0.00 | 0.00 | 0.00 | 0.00 | 0.00 |
| 035 - EMS DONATION | 94,733.95 | 6,400.38 | 18,449.61 | 0.00 | 0.00 | 82,684.72 | 82,071.42 | 613.30 |
| 036 - CRIMINAL JUSTICE | -10,565.57 | 47,086.51 | 0.00 | 0.00 | 0.00 | 36,520.94 | 36,520.94 | 0.00 |
| 037 - RURAL ADDRESSING | 58,065.56 | 538.63 | 0.00 | 0.00 | 0.00 | 58,604.19 | 58,093.11 | 511.08 |
| 038 - NARCOTTIC | 0.00 | 0.00 | 0.00 | 0.00 | 0.00 | 0.00 | 0.00 | 0.00 |
| 039 - LAW LIBRARY | 65,109.65 | 7,738.94 | 1,077.00 | 0.00 | 0.00 | 71,771.59 | 71,771.59 | 0.00 |
| 040 - CHECK AND PROCESS | 25,421.50 | 0.00 | 0.00 | 0.00 | 0.00 | 25,421.50 | 25,421.50 | 0.00 |
| 041 - SHERIFF ESCROW | 29,537.27 | 14.01 | 0.00 | 0.00 | 0.00 | 29,551.28 | 29,551.28 | 0.00 |
| 042 - CHILD FOSTER CARE | 42,786.32 | 489.16 | 56.49 | 0.00 | 0.00 | 43,218.99 | 42,810.13 | 408.86 |
| 043 - EDS CAPEX FUND | 0.00 | 0.00 | 0.00 | 0.00 | 0.00 | 0.00 | 0.00 | 0.00 |
| 044 - SNACK ACCOUNT | 7,019.52 | 3.33 | 0.00 | 0.00 | 0.00 | 7,022.85 | 7,022.85 | 0.00 |
| 045 - SCHOOL LAND DAMAGE | 6,489.07 | 125.73 | 0.00 | 0.00 | 0.00 | 6,614.80 | 6,492.15 | 122.65 |
| 046 - PERMANENT SCHOOL / AVAILABILITY | -135,566.01 | 5,369.08 | 500.00 | 0.00 | 0.00 | -130,696.93 | -136,130.56 | 5,433.63 |
| 048 - SCHOOL LAND IMPROVEMENT | 100,017.10 | 81,166.10 | 0.00 | 0.00 | 0.00 | 181,183.20 | 179,445.53 | 1,737.67 |
| 049 - DISTRICT ATTORNEY FORFEITURE ACCOUNT | 87,996.77 | 18,801.57 | 0.00 | 0.00 | 0.00 | 106,798.34 | 106,798.34 | 0.00 |
| 050 - SHERIFF FORFEITURE ACCOUNT | 5,246.50 | 9.56 | 0.00 | 0.00 | 0.00 | 5,256.06 | 5,256.06 | 0.00 |
| 051 - FORFEITURE OF ASSETS ACCOUNT | 0.00 | 0.00 | 0.00 | 0.00 | 0.00 | 0.00 | 0.00 | 0.00 |
| 052 - RECORD MANAGEMENT PRESERVATION | 157,400.42 | 8,893.92 | 1,741.68 | 0.00 | 0.00 | 164,552.66 | 163,326.08 | 1,226.58 |
| 053 - OPEB FUNDING | 25,240.58 | 931.93 | 0.00 | 0.00 | 0.00 | 26,172.51 | 25,252.56 | 919.95 |
| 054 - DISTRICT CLERK - RMP | 76,861.43 | 8,928.88 | 0.00 | 0.00 | 0.00 | 85,790.31 | 85,790.31 | 0.00 |
| 055 - COUNTY AND DISTRICT CLERK TECH FUND | 26,389.70 | 319.81 | 0.00 | 0.00 | 0.00 | 26,709.51 | 26,709.51 | 0.00 |

My Treasurers Report

Date Range: 11/01/2024 - 11/30/2024

| Fund | Beginning Cash Balance | Revenues | Expenses | Net Change Assets | Net Change Liabilities | Calculated Ending Balance | Actual Ending Balance | Calculated - Actual Ending |
|--|------------------------|------------|-----------|-------------------|------------------------|---------------------------|-----------------------|----------------------------|
| 056 - RECORD PRESERVATION | 5,826.66 | 1,191.84 | 0.00 | 0.00 | 0.00 | 7,018.50 | 6,507.42 | 511.08 |
| 057 - SEIZURE ACCOUNT | 0.00 | 0.00 | 0.00 | 0.00 | 0.00 | 0.00 | 0.00 | 0.00 |
| 058 - VACANT FUND | 0.00 | 0.00 | 0.00 | 0.00 | 0.00 | 0.00 | 0.00 | 0.00 |
| 059 - ARCHIVE FEE COUNTY CLERK | 40,807.88 | 7,311.33 | 330.00 | 0.00 | 0.00 | 47,789.21 | 47,380.35 | 408.86 |
| 060 - PERSONNEL / EMPLOYEE TESTING | 17,020.36 | 7.68 | 824.06 | 0.00 | 0.00 | 16,203.98 | 16,203.98 | 0.00 |
| 061 - CONSTABLE PRECINCT 1 TRAINING FUND | 2,917.10 | 5.31 | 0.00 | 0.00 | 0.00 | 2,922.41 | 2,922.41 | 0.00 |
| 062 - CONSTABLE PRECINCT 2 TRAINING FUND | 3,952.91 | 7.20 | 0.00 | 0.00 | 0.00 | 3,960.11 | 3,960.11 | 0.00 |
| 063 - CONSTABLE PRECINCT 3 TRAINING FUND | 3,624.35 | 6.60 | 0.00 | 0.00 | 0.00 | 3,630.95 | 3,630.95 | 0.00 |
| 064 - CONSTABLE PRECINCT 4 TRAINING FUND | 8,570.81 | 15.61 | 0.00 | 0.00 | 0.00 | 8,586.42 | 8,586.42 | 0.00 |
| 065 - COMMUNITY SERVICE RESTITUTION | 61,962.40 | 112.85 | 0.00 | 0.00 | 0.00 | 62,075.25 | 62,075.25 | 0.00 |
| 066 - PECAN GLEN ROAD DISTRICT DEBT SERVICE | 45,342.49 | 29,814.40 | 89.49 | 0.00 | 0.00 | 75,067.40 | 75,067.40 | 0.00 |
| 067 - INTEREST AND SINKING FUND | 71,952.62 | 223,452.16 | 0.00 | 0.00 | 0.00 | 295,404.78 | 287,276.26 | 8,128.52 |
| 068 - PECAN GLEN ROAD DISTRICT PROJECT ACCOUNT | 16,446.38 | 2.02 | 0.00 | 0.00 | 0.00 | 16,448.40 | 16,448.40 | 0.00 |
| 069 - COURTHOUSE RESTORATION FUND | 0.00 | 0.00 | 0.00 | 0.00 | 0.00 | 0.00 | 0.00 | 0.00 |
| 070 - COURTHOUSE SECURITY | 122,093.94 | 6,646.94 | 130.70 | 0.00 | 0.00 | 128,610.18 | 127,996.88 | 613.30 |
| 071 - DISTRICT COURT ARCHIVE FUND | 29,267.04 | 33.89 | 0.00 | 0.00 | 0.00 | 29,300.93 | 29,300.93 | 0.00 |
| 072 - UNCLAIMED AND ABANDONED PROPERTY | 28,245.75 | 51.44 | 0.00 | 0.00 | 0.00 | 28,297.19 | 28,297.19 | 0.00 |
| 073 - HOMELAND SECURITY | 598.95 | 0.28 | 0.00 | 0.00 | 0.00 | 599.23 | 599.23 | 0.00 |
| 074 - WC-TX COMMUNITY DEVELOPMENT PROGRAM | 650.85 | 1.19 | 0.00 | 0.00 | 0.00 | 652.04 | 652.04 | 0.00 |
| 075 - ENGINEERING AND DEVELOPMENT CLEARING | 15,503.16 | -2.06 | 0.00 | 0.00 | 0.00 | 15,501.10 | 16,022.90 | -521.80 |
| 076 - TOBACCO SETTLEMENT | 142,619.11 | 1,297.77 | 0.00 | 0.00 | 0.00 | 143,916.88 | 142,686.77 | 1,230.11 |
| 077 - JUSTICE OF THE PEACE 4 PAYABLE | 8,994.95 | 0.00 | 0.00 | 0.00 | 2,370.64 | 6,624.31 | 6,624.31 | 0.00 |
| 078 - SHERIFF EQUIPMENT | 0.00 | 0.00 | 0.00 | 0.00 | 0.00 | 0.00 | 0.00 | 0.00 |
| 079 - EXPO | 0.00 | 10.74 | 0.00 | 0.00 | -115.50 | 126.24 | 0.00 | 126.24 |
| 080 - CLERK ELECTIONS ACCOUNT | 31,500.82 | 14.49 | 952.64 | 0.00 | 0.00 | 30,562.67 | 30,562.67 | 0.00 |
| 081 - HAVA GRANT EQUIPMENT ACCOUNT | 2,625.00 | 0.00 | 0.00 | 0.00 | 0.00 | 2,625.00 | 2,625.00 | 0.00 |
| 082 - JUSTICE OF THE PEACE 3 PAYABLE | 13,579.53 | 0.00 | 0.00 | 0.00 | 1,807.55 | 11,771.98 | 11,771.98 | 0.00 |
| 083 - JUSTICE OF THE PEACE 2 PAYABLE | 14,669.31 | 0.00 | 0.00 | 0.00 | 9,651.83 | 5,017.48 | 5,017.48 | 0.00 |
| 084 - JUSTICE OF THE PEACE 1 PAYABLE | 13,948.14 | 0.00 | 0.00 | 0.00 | 1,110.14 | 12,838.00 | 12,838.00 | 0.00 |
| 085 - BRAZOS VALLEY HOME CONSORTIUM | 0.00 | 0.00 | 0.00 | 0.00 | 0.00 | 0.00 | 0.00 | 0.00 |
| 086 - 2008 HEALTH PILOT GRANT | 30,059.10 | 14.26 | 0.00 | 0.00 | 0.00 | 30,073.36 | 30,073.36 | 0.00 |
| 087 - TDRA | 0.00 | 0.00 | 0.00 | 0.00 | 0.00 | 0.00 | 0.00 | 0.00 |
| 088 - BAIL BOND ACCOUNT | 8,141.74 | 3.86 | 0.00 | 0.00 | 0.00 | 8,145.60 | 8,145.60 | 0.00 |
| 089 - SHERIFF GRANT FUND | 0.00 | 0.00 | 0.00 | 0.00 | 0.00 | 0.00 | 0.00 | 0.00 |
| 090 - BPA/DA SEIZURE ACCOUNT | 103,730.59 | 188.92 | 25,940.29 | 0.00 | 0.00 | 77,979.22 | 77,979.22 | 0.00 |
| 091 - SO TRAINING FUND | 14,818.98 | 7.03 | 0.00 | 0.00 | 0.00 | 14,826.01 | 14,826.01 | 0.00 |
| 092 - SO DONATION FUND | 69,112.67 | 82.81 | 0.00 | 0.00 | 0.00 | 69,195.48 | 69,195.48 | 0.00 |
| 093 - HOTEL / MOTEL TAX | 35,360.65 | 17,122.88 | 0.00 | 0.00 | 0.00 | 52,483.53 | 50,172.54 | 2,310.99 |
| 094 - HEALTHY COUNTY REWARDS | 3,615.27 | 1.72 | 0.00 | 0.00 | 0.00 | 3,616.99 | 3,616.99 | 0.00 |
| 095 - ENVIRONMENTAL CLEARING | 0.00 | 0.00 | 0.00 | 0.00 | 0.00 | 0.00 | 0.00 | 0.00 |
| 096 - CO. ATTY. PRETRIAL DIVERSION | 28,865.11 | 1,514.41 | 0.00 | 0.00 | 0.00 | 30,379.52 | 30,379.52 | 0.00 |
| 097 - GENERAL FIXED ASSETS | 0.00 | 0.00 | 0.00 | 0.00 | 0.00 | 0.00 | 0.00 | 0.00 |
| 098 - PAYROLL CLEARING FUND | 53,375.18 | 1,344.12 | 0.00 | 0.00 | 74.60 | 54,644.70 | 53,384.65 | 1,260.05 |

MY Treasurers Report

Date Range: 11/01/2024 - 11/30/2024

Fund
099 - POOLED CASH

| | Beginning Cash Balance | Revenues | Expenses | Net Change Assets | Net Change Liabilities | Calculated Ending Balance | Actual Ending Balance | Calculated - Actual Ending |
|---------------|---------------------------|---------------|--------------|----------------------|---------------------------|------------------------------|--------------------------|-------------------------------|
| | 0.00 | 0.00 | 0.00 | 0.00 | 1,330,264.91 | -1,330,264.91 | 0.00 | -1,330,264.91 |
| Report Total: | 2,883,877.93 | 13,083,157.66 | 1,589,504.17 | 0.00 | 1,354,678.15 | 13,022,853.27 | 1,814,110.03 | 11,208,743.24 |



Washington County, TX

My Treasurers Report

Summary

Date Range: 11/01/2024 - 11/30/2024

| Fund | Beginning Cash Balance | Revenues | Expenses | Net Change Assets | Net Change Liabilities | Calculated Ending Balance | Actual Ending Balance | Calculated - Actual Ending |
|--|------------------------|----------------------|-------------------|----------------------|------------------------|---------------------------|-----------------------|----------------------------|
| 010 - GENERAL FUND | 21,850,399.38 | 9,215,564.89 | 234,014.61 | 12,507,262.05 | 12,507,262.05 | 5,817,425.56 | 34,357,661.43 | -28,540,235.87 |
| 015 - ENGINEERING & DEVELOPMENT SERVICES | 3,168,320.43 | 2,448,324.65 | 487,364.08 | 12,318.04 | 12,318.04 | 5,104,644.92 | 3,180,638.47 | 1,924,006.45 |
| 021 - HIGHWAY 290/36 | 612,412.59 | 2,386.59 | 0.00 | 2,371.40 | 2,371.40 | 610,056.38 | 614,783.99 | -4,727.61 |
| 023 - JP TECHNOLOGY | 105,588.38 | 1,124.14 | 144.13 | 408.86 | 408.86 | 105,750.67 | 105,997.24 | -246.57 |
| 030 - AMBULANCE SERVICE SUPPLEMENT PAYMENT | 0.00 | 30,066.43 | 45,495.46 | 0.00 | 0.00 | -15,429.03 | 0.00 | -15,429.03 |
| 031 - AMERICAN RESCUE PLAN ACT | 2,743,264.08 | 11,054.25 | 37,527.06 | 10,665.42 | 10,665.42 | 2,695,460.43 | 2,753,929.50 | -58,469.07 |
| 032 - CORONAVIRUS RELIEF FUND | 0.00 | -38.58 | 0.00 | 0.00 | 0.00 | -38.58 | 0.00 | -38.58 |
| 035 - EMS DONATION | 158,382.53 | 6,400.38 | 18,449.61 | 613.30 | 613.30 | 145,106.70 | 158,995.83 | -13,889.13 |
| 037 - RURAL ADDRESSING | 131,985.51 | 538.63 | 0.00 | 511.08 | 511.08 | 131,501.98 | 132,496.59 | -994.61 |
| 042 - CHILD FOSTER CARE | 105,588.38 | 489.16 | 56.49 | 408.86 | 408.86 | 105,203.33 | 105,997.24 | -793.91 |
| 045 - SCHOOL LAND DAMAGE | 31,676.45 | 125.73 | 0.00 | 122.65 | 122.65 | 31,556.88 | 31,799.10 | -242.22 |
| 046 - PERMANENT SCHOOL / AVAILABILITY | 1,403,227.22 | 5,369.08 | 500.00 | 5,433.63 | 5,433.63 | 1,397,229.04 | 1,408,660.85 | -11,431.81 |
| 048 - SCHOOL LAND IMPROVEMENT | 448,750.61 | 81,166.10 | 0.00 | 1,737.67 | 1,737.67 | 526,441.37 | 450,488.28 | 75,953.09 |
| 052 - RECORD MANAGEMENT PRESERVATION | 316,765.12 | 8,893.92 | 1,741.68 | 1,226.58 | 1,226.58 | 321,464.20 | 317,991.70 | 3,472.50 |
| 053 - OPEB FUNDING | 237,573.88 | 931.93 | 0.00 | 919.95 | 919.95 | 236,665.91 | 238,493.83 | -1,827.92 |
| 056 - RECORD PRESERVATION | 131,985.51 | 1,191.84 | 0.00 | 511.08 | 511.08 | 132,155.19 | 132,496.59 | -341.40 |
| 059 - ARCHIVE FEE COUNTY CLERK | 105,588.38 | 7,311.33 | 330.00 | 408.86 | 408.86 | 111,751.99 | 105,997.24 | 5,754.75 |
| 067 - INTEREST AND SINKING FUND | 2,099,181.28 | 223,452.16 | 0.00 | 8,128.52 | 8,128.52 | 2,306,376.40 | 2,107,309.80 | 199,066.60 |
| 076 - TOBACCO SETTLEMENT | 158,382.53 | 6,646.94 | 130.70 | 613.30 | 613.30 | 163,672.17 | 158,995.83 | 4,676.34 |
| 093 - HOTEL / MOTEL TAX | 317,671.96 | 1,297.77 | 0.00 | 1,230.11 | 1,230.11 | 316,509.51 | 318,902.07 | -2,392.56 |
| | 596,809.20 | 17,122.88 | 0.00 | 2,310.99 | 2,310.99 | 609,310.10 | 599,120.19 | 10,189.91 |
| Report Total: | 34,723,553.42 | 12,069,420.22 | 825,753.82 | 12,557,202.35 | 12,557,202.35 | 20,852,815.12 | 47,280,755.77 | -26,427,940.65 |

WASHINGTON COUNTY INVESTMENT REPORT 2024

| # | Purchase Mo | FUND | PMT Term | TERM | Mat Date | DEP | W/D's | Dates | Mo Int | BALANCE | CUSIP | % | YTD INT |
|---|-------------|--------------------|----------|-----------|------------|----------------|--------------|-------|-------------|-----------------|-------|-------|--------------|
| 1 | BOB | TASP | 30 | 12 months | 7/22/2024 | | \$209,007.13 | | | \$0.00 | | 4.40% | \$9,007.13 |
| 2 | BOB | TOBACCO SETTLEMENT | 76 | 12 months | 7/26/2024 | | \$78,378.87 | | | \$0.00 | | 4.40% | \$3,378.87 |
| 3 | Tx Class | GENL 4.6201 | 10 | | | | | | \$19,025.14 | \$5,034,404.52 | | 4.62% | \$648,279.82 |
| | | GENL 4.7302 | 10 | | 11/12/2024 | \$9,500,000.00 | | | \$26,236.91 | \$10,535,256.91 | | 4.73% | \$35,256.91 |
| 4 | Tx Pool | ARPA 4.7302 | 31 | | | | | | \$10,665.42 | \$2,753,929.50 | | 4.73% | \$190,607.01 |
| | | EDS 4.7302 | 15 | | | | | | \$12,318.04 | \$3,180,638.47 | | 4.73% | \$148,309.30 |
| 5 | Tx Star | HWY 290/36 | 21 | | | | | | \$2,371.40 | \$614,783.99 | | 4.71% | \$28,577.24 |
| | | JP TECH | 23 | | | | | | \$408.86 | \$105,997.24 | | 4.71% | \$4,927.10 |
| | | CARES | 32 | | | | | | \$0.00 | \$0.00 | | 4.71% | \$1,326.48 |
| | | EMIS DONATIONS | 35 | | | | | | \$613.30 | \$158,995.83 | | 4.71% | \$7,390.65 |
| | | RURAL ADDR | 37 | | | | | | \$511.08 | \$132,496.59 | | 4.71% | \$6,158.92 |
| | | CHILD FOSTER | 42 | | | | | | \$408.86 | \$105,997.24 | | 4.71% | \$4,927.10 |
| | | SCHOOL DAMAGE | 45 | | | | | | \$122.65 | \$31,799.10 | | 4.71% | \$1,478.05 |
| | | PERM SCHOOL | 46 | | | | | | \$5,433.63 | \$1,408,660.85 | | 4.71% | \$65,475.30 |
| | | SCHOOL DAMAGE | 48 | | | | | | \$1,737.67 | \$450,488.28 | | 4.71% | \$20,940.25 |
| | | RECORD MGMT | 52 | | | | | | \$1,226.58 | \$317,991.70 | | 4.71% | \$14,781.32 |
| | | OPFB FUNDS | 53 | | | | | | \$919.95 | \$238,493.83 | | 4.71% | \$11,086.01 |
| | | RECORD PRES | 56 | | | | | | \$511.08 | \$132,496.59 | | 4.71% | \$6,158.92 |
| | | CO CLK ARCHIVE | 59 | | | | | | \$408.86 | \$105,997.24 | | 4.71% | \$4,927.10 |
| | | INT & SINKING | 67 | | | | | | \$8,128.52 | \$2,107,309.80 | | 4.71% | \$98,513.81 |
| | | COURTHOUSE SEC | 70 | | | | | | \$613.30 | \$158,995.83 | | 4.71% | \$7,390.65 |
| | | TOBACCO SETTLEMENT | 76 | | | | | | \$1,230.11 | \$318,902.07 | | 4.71% | \$15,156.63 |
| | | HOTEL MOTEL | 93 | | | | | | \$2,310.99 | \$599,120.19 | | 4.71% | \$24,304.63 |

WASHINGTON COUNTY INVESTMENT REPORT 2024

| # | Purchase Mo | FUND | PMT Term | TERM | Mat Date | DEP | W/D's | Dates | Mo Int | BALANCE | CUSIP | % | YTD INT |
|---|-------------|----------------------------|----------|-----------|------------|-----------|-------|----------|------------|-----------|------------|-------|------------|
| 6 | January | SAFRA NATL BK NEW | Maturity | 12 Months | 01/10/2025 | \$249,000 | | | \$1,036.25 | \$249,000 | 78658FNC1 | 4.60% | \$9,225.96 |
| | January | ATLANTIC UN BK | Maturity | 12 Months | 01/10/2025 | \$249,000 | | | \$1,004.53 | \$249,000 | 04911LAQ6 | 4.60% | \$8,943.54 |
| | February | WHEATON BANK & TRUST | Maturity | 6 Months | 8/20/2024 | \$209,000 | | MATURED | \$62721BF2 | \$249,000 | 962721BF2 | 5.10% | \$5,314.90 |
| | February | BARRINGTON B&TC NA | Maturity | 6 Months | 8/20/2024 | \$200,000 | | MATURED | 068513BR0 | \$249,000 | 20416TBE1 | 5.10% | \$5,086.03 |
| | February | BANK OF AMERICA NA | Maturity | 6 Months | 8/22/2024 | \$243,000 | | MATURED | 06051XAL6 | \$249,000 | 89841MBD8 | 5.00% | \$6,058.36 |
| | August | ALPINE CAP BK NEW | Maturity | 12 Months | 8/22/2025 | \$150,000 | | | \$150.00 | \$150,000 | 02084BAAB | 4.10% | \$7,604.76 |
| | September | BANK OF AMERICA NATL | Maturity | 12 Months | 9/25/2025 | \$240,000 | | | \$240.00 | \$240,000 | 06051XHL9 | 4.00% | \$5,844.66 |
| | January | AMERICAN FIRST CR UN | Monthly | 12 Months | 01/16/2025 | \$249,000 | | | \$951.66 | \$249,000 | 11373QLH9 | 4.50% | \$8,472.84 |
| | January | PROSPECT BK PARIS | Monthly | 12 Months | 01/16/2025 | \$249,000 | | | \$758.61 | \$203,000 | 46091MAY0 | 4.40% | \$6,754.08 |
| | January | COMMUNITYWIDE FCU | Monthly | 12 Months | 01/17/2025 | \$249,000 | | | \$919.94 | \$249,000 | 32022RWX9 | 4.35% | \$8,834.40 |
| | January | TRUSTONE FINANCIAL | Monthly | 12 Months | 2/27/2025 | \$248,000 | | | \$1,053.15 | \$249,000 | 42236XXX3 | 4.35% | \$8,190.42 |
| | February | SOUTHERN STS BK | Monthly | 15 months | 04/14/2025 | \$226,000 | | | \$854.16 | \$226,000 | 849879E26 | 4.45% | \$8,190.42 |
| | February | STELLAR BANK | Monthly | 15 Months | 5/21/2025 | \$249,000 | | SOLD-DUP | \$855TCB7 | \$249,000 | 31926AAAB | 4.35% | \$6,530.94 |
| | January | BROOKLINE BK MASS | Monthly | 18 months | 07/14/2025 | \$249,000 | | | \$815.34 | \$200,000 | 85855TBW2 | 4.80% | \$6,443.82 |
| | January | INVESTAR BK NATL | Monthly | 18 months | 07/17/2025 | \$203,000 | | | \$758.61 | \$203,000 | 46091MAY0 | 4.40% | \$6,754.08 |
| | January | 1ST FINL BK USA | Monthly | 18 months | 07/18/2025 | \$249,000 | | | \$919.94 | \$249,000 | 32022RWX9 | 4.35% | \$8,834.40 |
| | January | HEARTLAND BK | Monthly | 18 months | 07/18/2025 | \$249,000 | | | \$919.94 | \$249,000 | 42236XXX3 | 4.35% | \$8,190.42 |
| | January | FARMERS & MERCHANTS | Monthly | 18 months | 07/18/2025 | \$249,000 | | | \$919.94 | \$249,000 | 307811IG5 | 4.35% | \$8,190.42 |
| | February | FIRST BK OHIO TIFIN | Monthly | 18 months | 07/29/2025 | \$200,000 | | | \$738.90 | \$200,000 | 31926AAAB | 4.35% | \$6,530.94 |
| | February | STELLAR BANK | Monthly | 18 Months | 8/21/2025 | \$200,000 | | | \$815.34 | \$200,000 | 85855TBW2 | 4.80% | \$6,443.82 |
| | February | BORDER BANK | Monthly | 19 Months | 9/23/2025 | \$249,000 | | | \$789.86 | \$200,000 | 09968TAU1 | 4.65% | \$6,424.54 |
| | January | SOUTHERN FIRST BK N | Monthly | 20 months | 09/23/2025 | \$249,000 | | | \$930.51 | \$249,000 | 84287PIG8 | 4.40% | \$8,284.53 |
| | January | PEOPLES BK CO | Monthly | 24 months | 01/12/2026 | \$244,000 | | | \$891.10 | \$244,000 | 710275AAG3 | 4.30% | \$8,767.29 |
| | January | OREGON CMNTY CR UN | Monthly | 24 months | 01/12/2026 | \$249,000 | | | \$972.81 | \$249,000 | 68584JAL3 | 4.60% | \$7,688.31 |
| | January | AMERICAN COML BK & | Monthly | 24 months | 01/16/2026 | \$249,000 | | | \$867.07 | \$249,000 | 02519ACF2 | 4.10% | \$8,530.85 |
| | January | EXCHANGE BK KEARNEY | Monthly | 24 months | 01/20/2026 | \$249,000 | | | \$845.92 | \$249,000 | 301074HQ6 | 4.00% | \$7,531.41 |
| | January | EH NATL BK BEVERLY | Monthly | 24 months | 01/20/2026 | \$200,000 | | | \$679.45 | \$200,000 | 26863WAH7 | 4.00% | \$6,049.29 |
| | January | COMMERCIAL BK ST | Monthly | 27 Months | 04/30/2026 | \$249,000 | | | \$493.45 | \$249,000 | 201487AE2 | 4.25% | \$8,002.11 |
| | January | STATE BK OF TOLEDO | Monthly | 30 months | 07/31/2026 | \$140,000 | | | \$511.29 | \$140,000 | 85642NAAC8 | 4.15% | \$3,899.84 |
| | January | ENTERPRISE BK & TR | Monthly | 30 months | 07/31/2026 | \$140,000 | | | \$511.29 | \$140,000 | 29367SKT0 | 4.30% | \$4,535.61 |
| | January | OLD DOMINION NATL BK | Monthly | 36 Months | 01/26/2027 | \$249,000 | | | \$856.49 | \$249,000 | 679585CG2 | 4.05% | \$7,625.64 |
| | January | INTERNATIONAL BK | Monthly | 36 Months | 01/26/2027 | \$249,000 | | | \$867.07 | \$249,000 | 45905AEC7 | 4.10% | \$7,719.72 |
| | January | SAUK VV BK & TR CO | Monthly | 36 Months | 01/29/2027 | \$249,000 | | | \$877.64 | \$249,000 | 804375EA7 | 4.15% | \$8,634.85 |
| | January | WELLS FARGO BK N A | Monthly | 36 Months | 01/29/2027 | \$249,000 | | | \$898.79 | \$249,000 | 949764LX8 | 4.20% | \$6,956.43 |
| | January | FARMERS & MERCHANTS | Monthly | 36 Months | 02/01/2027 | \$249,000 | | | \$898.79 | \$249,000 | 308693BG4 | 4.15% | \$6,907.88 |
| | January | TTCU FED CR UN TULSA | Monthly | 36 Months | 02/01/2027 | \$249,000 | | | \$442.74 | \$249,000 | 89854LAM5 | 4.25% | \$7,016.32 |
| | February | DOGWOOD STATE BANK | Monthly | 9 Months | 11/29/2024 | \$100,000 | | MATURED | \$1,053.15 | \$100,000 | 25660BBR3 | 5.05% | \$3,403.55 |
| | March | MARINE FED CR UNION | Monthly | 12 Months | 3/20/2025 | \$248,000 | | | \$815.34 | \$248,000 | 56821AAQ7 | 5.00% | \$7,270.14 |
| | March | MVB BK INC FAIRMONT WV | Monthly | 24 Months | 3/27/2026 | \$200,000 | | | \$845.92 | \$200,000 | 62847NEL6 | 4.80% | \$6,443.82 |
| | August | WORKERS FED CR UN | Monthly | 36 Months | 8/23/2027 | \$249,000 | | | \$845.92 | \$249,000 | 98138MCH1 | 4.00% | \$2,510.47 |
| | August | GENERAL ELEC CR UN | Monthly | 36 Months | 8/27/2027 | \$249,000 | | | \$845.92 | \$249,000 | 369674CX2 | 4.00% | \$1,746.41 |
| | September | FIRST HERITAGE BANK | Monthly | 13 months | 10/27/2025 | \$249,000 | | | \$951.66 | \$249,000 | 32050LCR9 | 4.00% | \$1,664.55 |
| | September | ROCKLAND | Monthly | 12 Months | 9/25/2025 | \$249,000 | | | \$824.77 | \$249,000 | 77357DAL7 | 4.05% | \$1,872.62 |
| | October | ALL IN FED CR UN | Monthly | 18 months | 4/6/2026 | \$249,000 | | | \$824.77 | \$249,000 | 01664MALL0 | 3.90% | \$824.77 |
| | November | BANK CHAMPALIGN | Monthly | 12 Months | 10/31/2025 | \$240,000 | | | \$249.000 | \$240,000 | 06607ABW0 | 4.05% | \$7,270.14 |
| | November | BANK OF CALIF LOS ANGELES | Monthly | 12 Months | 10/31/2025 | \$240,000 | | | \$249.000 | \$240,000 | 43701OAM3 | 4.05% | \$7,270.14 |
| | November | RIA FED CR UN SH CTF | Monthly | 15 months | 2/9/2026 | \$249,000 | | | \$249.000 | \$249,000 | 05890QCW3 | 4.10% | \$7,496.22 |
| | November | TRANS ALLIANCE BK INC | Monthly | 18 months | 5/1/2026 | \$249,000 | | | \$249.000 | \$249,000 | 74962ZBT2 | 4.20% | \$7,496.22 |
| | November | TRADITIONAL BK INC MT STER | Monthly | 24 months | 11/6/2026 | \$249,000 | | | \$249.000 | \$249,000 | 89388CQJ2 | 4.00% | \$7,496.22 |
| | November | FIDELITY BK NEW ORLEANS | Monthly | 18 months | 5/19/2026 | \$245,000 | | | \$245.000 | \$245,000 | 31617CBT9 | 4.05% | \$7,496.22 |

WASHINGTON COUNTY INVESTMENT REPORT 2024

| | | | | | | | | | |
|-----------|--------------------------|-----------|-----------|------------|-----------|-----------|------------|-------|------------|
| November | KEMBA FINL CR UN | Monthly | 12 Months | 11/20/2025 | \$249,000 | \$249,000 | 48836LBV3 | 4.30% | \$5,462.99 |
| November | NUMERICA CR UN SPOKANE | Monthly | 24 months | 11/26/2026 | \$249,000 | \$249,000 | 6705ANBU6 | 4.20% | \$5,400.91 |
| November | ALABAMA CT UN TUSCALOOSA | Monthly | 24 months | 11/27/2026 | \$249,000 | \$249,000 | 01025RARO | 4.25% | \$5,587.15 |
| November | SAN FRANCISCO FED CR UN | Monthly | 24 months | 11/27/2026 | \$249,000 | \$249,000 | 79772FA15 | 4.25% | \$5,587.15 |
| November | AUSTIN TELCO FED CR UN | Monthly | 24 months | 11/27/2026 | \$249,000 | \$249,000 | 25239DVO | 4.30% | \$5,482.99 |
| August | COVANTAGE CR UN | Quarterly | 24 Months | 8/24/2026 | \$247,000 | \$247,000 | 22282XAF7 | 4.15% | \$2,583.69 |
| January | BMO BK NATL ASSN | Semi-Ann | 18 months | 07/10/2025 | \$249,000 | \$249,000 | 05610LEX8 | 4.40% | \$5,462.99 |
| January | MILESTONE BK SALT | Semi-Ann | 18 months | 07/10/2025 | \$249,000 | \$249,000 | 59934MAVO | 4.35% | \$5,400.91 |
| January | SIMMONS BK PINE | Semi-Ann | 18 months | 07/11/2025 | \$249,000 | \$249,000 | 82869AER7 | 4.50% | \$5,587.15 |
| January | WESTERN ALLIANCE BK | Semi-Ann | 18 months | 07/16/2025 | \$249,000 | \$249,000 | 95763PRQ6 | 4.60% | \$5,711.31 |
| February | VALLEY NATIONAL BANK | Semi-Ann | 18 Months | 8/21/2025 | \$200,000 | \$200,000 | 91985KLA4 | 4.85% | \$4,836.71 |
| January | FLAGSTAR BK NATL | Semi-Ann | 23 months | 12/10/2025 | \$249,000 | \$249,000 | 39847GBZ4 | 4.40% | \$5,462.99 |
| January | GOLDMAN SACHS BK USA | Semi-Ann | 24 months | 01/09/2026 | \$249,000 | \$249,000 | 38150VRH4 | 4.00% | \$4,966.36 |
| January | BANK HOPE LOS | Semi-Ann | 24 months | 01/12/2026 | \$249,000 | \$249,000 | 062683JTS | 4.30% | \$5,152.59 |
| January | BMW BK NORTH AMER | Semi-Ann | 24 months | 01/12/2026 | \$249,000 | \$249,000 | 05580A4Z4 | 4.15% | \$5,276.75 |
| January | OHIO VY BK CO | Semi-Ann | 24 months | 01/16/2026 | \$249,000 | \$249,000 | 677721DG4 | 4.10% | \$5,090.51 |
| January | DALLAS CAP BK NA TX | Semi-Ann | 24 months | 01/20/2026 | \$249,000 | \$249,000 | 234553EAG | 4.00% | \$5,090.51 |
| January | TOWNEBANK PORTSMOUTH | Semi-Ann | 24 months | 01/20/2026 | \$200,000 | \$200,000 | 89214PEF2 | 4.10% | \$4,238.36 |
| January | AMERICAN BK & TR CO | Semi-Ann | 30 months | 07/30/2026 | \$244,000 | \$244,000 | 024263DD4 | 4.30% | \$5,231.63 |
| January | FIRST FNDTN BK | Semi-Ann | 30 months | 07/30/2026 | \$244,000 | \$244,000 | 32026USP7 | 4.20% | \$5,109.96 |
| January | BNY MELLON N A INSTL | Semi-Ann | 36 Months | 02/29/2027 | \$245,000 | \$245,000 | 05584QLC8 | 4.05% | \$4,947.66 |
| January | FIRSTBANK PUERTO | Semi-Ann | 36 Months | 02/01/2027 | \$244,000 | \$244,000 | 33767GCH5 | 4.15% | \$5,049.13 |
| January | SOUTH STORY BANK & TRUST | Semi-Ann | 15 Months | 5/28/2025 | \$200,000 | \$200,000 | 840461BF3 | 4.75% | \$4,736.99 |
| February | FNMA | Semi-Ann | 36 Months | 5/14/2027 | \$265,000 | \$265,000 | 3135GAS85 | 5.00% | \$6,625.00 |
| May | MORGAN STANLEY BK SALT | Semi-Ann | 18 months | 12/5/2025 | \$243,000 | \$243,000 | 61690DRX8 | 5.20% | \$5,109.96 |
| June | MORGAN STANLEY PRIVATE | Semi-Ann | 18 months | 12/5/2025 | \$243,000 | \$243,000 | 61768EAV2 | 5.20% | \$5,109.96 |
| June | ORENTAL BK BROKED | Semi-Ann | 24 months | 8/26/2026 | \$163,000 | \$163,000 | 68621KXC7 | 4.00% | \$4,000.00 |
| August | BARCLAYAS BK DEL | Semi-Ann | 24 months | 8/28/2026 | \$150,000 | \$150,000 | 06740KSW8 | 4.00% | \$4,000.00 |
| August | FEDERAL HOME LN MTG | Semi-Ann | 36 Months | 8/20/2027 | \$330,000 | \$330,000 | 3134HAF57 | 4.00% | \$4,000.00 |
| August | HSBC BK USA NATL | Semi-Ann | 36 Months | 8/23/2027 | \$244,000 | \$244,000 | 44330U3E0 | 4.20% | \$5,276.75 |
| August | JPMORGAN CHASE BK N | Semi-Ann | 36 Months | 8/27/2027 | \$220,000 | \$220,000 | 46657VHE3 | 4.10% | \$4,966.36 |
| September | CADENCE BANK | Semi-Ann | 18 months | 3/19/2026 | \$245,000 | \$245,000 | 12739JBF2 | 4.05% | \$5,090.51 |
| October | WINGS FINANCIAL | Monthly | 18 months | 4/8/2026 | \$245,000 | \$245,000 | 97412MAAF6 | 3.80% | \$4,836.71 |
| March | MONEY MARKET TRACCT | | | | \$9.76 | | | | \$502.15 |

Total Mo Int \$132,523.38 Total Balance \$47,280,755.77 YTD INT \$1,708,482.34

Reportfolio

Bank of Brenham, Brenham, TX
Published: 12/2/2024 11:29:19 AM

Management Report
Pledged To: WASHINGTON COUNTY

Section V-C Page: 29 Date: 30-Nov-24

Safekeeping

| Code | Cusip | Description | Pool | Moody | Original Face | Pledged | Pledged | Pledged | Pledged | Pledged | Pledged |
|-----------------------------|-----------------|---------------------------------|--------|---------|-----------------|---------------------|----------------|----------------|----------------|----------------|---------|
| Trans# | Maturity | Prerefund | Coupon | StdPool | Pledged Percent | Original Face Value | Par Value | Book Value | Market Value | | |
| Location | | | | | | | | | | | |
| TIB | 3128P8DR9 | FHLMC Pool #C91912 | C91912 | | \$1,200,000.00 | 100.00% | \$1,200,000.00 | \$290,421.67 | \$294,462.64 | \$270,937.28 | |
| | 476944201710260 | 2/1/2037 | 3.000 | | | | | | | | |
| THE INDEPENDENT BANKERS AFS | | | | | | | | | | | |
| TIB | 3138ESC71 | FNMA Pool #AL9993 | AL9993 | | \$2,000,000.00 | 100.00% | \$2,000,000.00 | \$566,299.06 | \$560,751.82 | \$515,850.56 | |
| | 461285201704121 | 2/1/2037 | 3.000 | | | | | | | | |
| THE INDEPENDENT BANKERS AFS | | | | | | | | | | | |
| TIB | 31418CG81 | FNMA Pool #MA2922 | MA2922 | | \$3,500,000.00 | 100.00% | \$3,500,000.00 | \$892,817.77 | \$900,051.80 | \$830,186.80 | |
| | 456325201702101 | 3/1/2037 | 3.000 | | | | | | | | |
| THE INDEPENDENT BANKERS AFS | | | | | | | | | | | |
| TIB | 3128P8D57 | FHLMC Pool #C91924 | C91924 | | \$3,000,000.00 | 100.00% | \$3,000,000.00 | \$695,293.77 | \$702,354.68 | \$649,599.06 | |
| | 461275201704121 | 4/1/2037 | 3.000 | | | | | | | | |
| THE INDEPENDENT BANKERS AFS | | | | | | | | | | | |
| TIB | 3128P8D81 | FHLMC Pool #C91927 | C91927 | | \$1,000,000.00 | 100.00% | \$1,000,000.00 | \$166,915.56 | \$168,744.63 | \$155,663.78 | |
| | 463495201705100 | 5/1/2037 | 3.000 | | | | | | | | |
| THE INDEPENDENT BANKERS AFS | | | | | | | | | | | |
| TIB | 31418CSC9 | FNMA Pool #MA3214 | MA3214 | | \$1,250,000.00 | 100.00% | \$1,250,000.00 | \$216,601.28 | \$217,588.08 | \$200,399.50 | |
| | 484406201801220 | 12/1/2037 | 3.000 | | | | | | | | |
| THE INDEPENDENT BANKERS AFS | | | | | | | | | | | |
| 6 MBS - Fixed Rate | | | | | | | | | | | |
| TIB | 667910GQ0 | N W HARRIS CNTY TX MUNI UTILIT | 3.250 | AA | \$450,000.00 | 100.00% | \$450,000.00 | \$450,000.00 | \$445,948.95 | \$420,048.00 | |
| | 482002201712181 | 3/1/2037 | | | | | | | | | |
| THE INDEPENDENT BANKERS AFS | | | | | | | | | | | |
| TIB | 421033DY4 | HAYS CNTY TX WC&ID #2 | 3.250 | A1 | \$475,000.00 | 100.00% | \$475,000.00 | \$475,000.00 | \$471,897.18 | \$440,914.00 | |
| | 478390201711151 | 9/1/2037 | | | | | | | | | |
| THE INDEPENDENT BANKERS AFS | | | | | | | | | | | |
| TIB | 512185GUY | LAKE SIDE TX MUNI UTILITY DIST# | 3.250 | AA | \$1,500,000.00 | 100.00% | \$1,500,000.00 | \$1,500,000.00 | \$1,479,159.97 | \$1,394,475.00 | |
| | 484138201801181 | 9/1/2037 | | | | | | | | | |
| THE INDEPENDENT BANKERS AFS | | | | | | | | | | | |
| TIB | 61371ANJ5 | MONTGOMERY CNTY TX MUNI UTILIT | 3.500 | A2 | \$630,000.00 | 100.00% | \$630,000.00 | \$630,000.00 | \$611,741.59 | \$598,266.90 | |
| | 458767201703131 | 9/1/2037 | | | | | | | | | |
| THE INDEPENDENT BANKERS AFS | | | | | | | | | | | |

** If no data is shown, then there are no pledges for the current period.

Reportfolio

Bank of Brenham, Brenham, TX
Published: 12/2/2024 11:29:19 AM

Management Report
Pledged To: WASHINGTON COUNTY

Date: 30-Nov-24
Section V-C
Page: 30

| Location | Safekeeping Code | Cusip Trans# | Description Maturity | Preferfund | Pool Coupon | Moody SldPoor | Original Face Pledged Percent | Original Face Value | Pledged Par Value | Pledged Book Value | Pledged Market Value |
|-----------------------------|------------------|-----------------|--------------------------------|------------|-------------|---------------|-------------------------------|---------------------|-------------------|--------------------|----------------------|
| THE INDEPENDENT BANKERS AFS | | | | | | | | | | | |
| TIB | | 850218FW3 | SPRING W TX MUNI UTILITY DIST | | 3.250 | AA | \$500,000.00 100.00% | \$500,000.00 | \$500,000.00 | \$495,351.20 | \$464,120.00 |
| | | 482008201712181 | | | | | | | | | |
| THE INDEPENDENT BANKERS AFS | | | | | | | | | | | |
| TIB | | 705116UN9 | PECAN GROVE TX MUNI UTILITY DI | | 2.750 | A1 | \$1,085,000.00 100.00% | \$1,085,000.00 | \$1,085,000.00 | \$1,065,848.40 | \$852,690.65 |
| | | 530125201910160 | | | | | | | | | |
| THE INDEPENDENT BANKERS AFS | | | | | | | | | | | |
| TIB | | 977810KG4 | WOLFFORTH TX | | 2.375 | AA | \$1,245,000.00 100.00% | \$1,245,000.00 | \$1,245,000.00 | \$1,240,997.14 | \$901,579.20 |
| | | 590030202101221 | | | | | | | | | |
| THE INDEPENDENT BANKERS AFS | | | | | | | | | | | |
| TIB | | 414006WS3 | HARRIS CNTY TX | | 5.000 | Aa1 | \$1,000,000.00 100.00% | \$1,000,000.00 | \$1,000,000.00 | \$1,029,181.97 | \$1,021,280.00 |
| | | 509281201902111 | | | | | | | | | |
| THE INDEPENDENT BANKERS AFS | | | | | | | | | | | |
| TIB | | 338855ED7 | FLATONIA TX INDEP SCH DIST | | 5.000 | Aaa | \$1,300,000.00 100.00% | \$1,300,000.00 | \$1,300,000.00 | \$1,328,134.47 | \$1,317,940.00 |
| | | 514553201904121 | | | | | | | | | |
| THE INDEPENDENT BANKERS AFS | | | | | | | | | | | |
| TIB | | 41423LFD3 | HARRIS CNTY TX MUNI UTILITY DI | | 2.250 | A3 | \$1,755,000.00 100.00% | \$1,755,000.00 | \$1,755,000.00 | \$1,717,158.21 | \$1,138,854.60 |
| | | 575749202010141 | | | | | | | | | |
| THE INDEPENDENT BANKERS AFS | | | | | | | | | | | |
| TIB | | 44244CTA5 | HOUSTON TX UTILITY SYS REVENUE | | 5.000 | Aa2 | \$1,000,000.00 100.00% | \$1,000,000.00 | \$1,000,000.00 | \$1,071,627.04 | \$1,051,600.00 |
| | | 512059201903211 | | | | | | | | | |
| THE INDEPENDENT BANKERS AFS | | | | | | | | | | | |
| TIB | | 44244CTA5 | HOUSTON TX UTILITY SYS REVENUE | | 5.000 | Aa2 | \$500,000.00 100.00% | \$500,000.00 | \$500,000.00 | \$539,254.77 | \$525,800.00 |
| | | 514559201904121 | | | | | | | | | |
| THE INDEPENDENT BANKERS AFS | | | | | | | | | | | |
| TIB | | 79625GBA0 | SAN ANTONIO TX ELEC & GAS REVE | | 5.000 | Aa2 | \$1,000,000.00 100.00% | \$1,000,000.00 | \$1,000,000.00 | \$1,071,639.02 | \$1,051,320.00 |
| | | 511581201903181 | | | | | | | | | |
| THE INDEPENDENT BANKERS AFS | | | | | | | | | | | |
| TIB | | 194748FX2 | COLLIN CNTY TX MUNI UTILITY DI | | 3.000 | A2 | \$880,000.00 100.00% | \$880,000.00 | \$880,000.00 | \$879,128.32 | \$736,419.20 |
| | | 532155201911130 | | | | | | | | | |
| THE INDEPENDENT BANKERS AFS | | | | | | | | | | | |

** If no data is shown, then there are no pledges for the current period.

Reportfolio

Bank of Brenham, Brenham, TX
Published: 12/2/2024 11:29:19 AM

Management Report
Pledged To: WASHINGTON COUNTY

Date: 30-Nov-24
Section V-C
Page: 31

| Location | Safekeeping Code | Cusip Trans# | Description Maturity | Prerfund | Pool Coupon | Moody StdPool | Original Face Pledged Percent | Original Face Value | Pledged Par Value | Pledged Book Value | Pledged Market Value |
|-----------------------------|------------------|-----------------|--------------------------------|----------|-------------|---------------|-------------------------------|---------------------|-------------------|--------------------|----------------------|
| THE INDEPENDENT BANKERS AFS | | | | | | | | | | | |
| TIB | | 187145K55 | CLIFTON TX HGR EDU FIN CORP ED | | 4.000 | AAA | \$1,000,000.00 100.00% | \$1,000,000.00 | \$1,000,000.00 | \$1,064,901.55 | \$1,000,660.00 |
| | | 530113201910160 | 8/15/2044 | | | | | | | | |
| THE INDEPENDENT BANKERS AFS | | | | | | | | | | | |
| TIB | | 414520JX5 | HARRIS CNTY TX WC&ID #133 | | 3.000 | A3 | \$1,385,000.00 100.00% | \$1,385,000.00 | \$1,385,000.00 | \$1,386,900.31 | \$1,138,123.75 |
| | | 532216201911130 | 9/1/2044 | | | | | | | | |
| THE INDEPENDENT BANKERS AFS | | | | | | | | | | | |
| TIB | | 61371TEZ8 | MONTGOMERY CNTY TX MUNI UTILIT | | 3.000 | A1 | \$1,255,000.00 100.00% | \$1,255,000.00 | \$1,255,000.00 | \$1,255,000.00 | \$1,029,451.40 |
| | | 530123201910160 | 9/1/2044 | | | | | | | | |
| THE INDEPENDENT BANKERS AFS | | | | | | | | | | | |
| TIB | | 97000VGC5 | WILLIAMSON CNTY TX MUNI UTILIT | | 2.750 | Baa2 | \$1,330,000.00 100.00% | \$1,330,000.00 | \$1,330,000.00 | \$1,330,000.00 | \$1,031,268.70 |
| | | 557447202006102 | 9/1/2044 | | | | | | | | |
| THE INDEPENDENT BANKERS AFS | | | | | | | | | | | |
| TIB | | 97001YEA4 | WILLIAMSON CNTY TX MUNI UTILIT | | 3.000 | A1 | \$680,000.00 100.00% | \$680,000.00 | \$680,000.00 | \$680,000.00 | \$558,538.40 |
| | | 553268202005121 | 10/1/2044 | | | | | | | | |
| THE INDEPENDENT BANKERS AFS | | | | | | | | | | | |
| TIB | | 139042V67 | CANYON TX REG WTR AUTH CONTRA | | 2.500 | A+ | \$950,000.00 100.00% | \$950,000.00 | \$950,000.00 | \$950,000.00 | \$648,555.50 |
| | | 599709202103111 | 8/1/2045 | | | | | | | | |
| THE INDEPENDENT BANKERS AFS | | | | | | | | | | | |
| TIB | | 34683BFT0 | FORT BEND CNTY TX MUNI UTILIT | | 2.625 | A1 | \$1,550,000.00 100.00% | \$1,550,000.00 | \$1,550,000.00 | \$1,544,101.20 | \$1,145,078.00 |
| | | 582023202011171 | 9/1/2045 | | | | | | | | |
| THE INDEPENDENT BANKERS AFS | | | | | | | | | | | |
| TIB | | 41420YGD7 | HARRIS CNTY TX MUNI UTILIT DI | | 2.375 | AA | \$625,000.00 100.00% | \$625,000.00 | \$625,000.00 | \$625,000.00 | \$436,262.50 |
| | | 585065202012111 | 9/1/2045 | | | | | | | | |
| THE INDEPENDENT BANKERS AFS | | | | | | | | | | | |
| TIB | | 82621RFA0 | SIENA MUNI UTILITY DIST #2 TX | | 3.500 | Baa1 | \$1,175,000.00 100.00% | \$1,175,000.00 | \$1,175,000.00 | \$1,166,970.85 | \$1,033,447.75 |
| | | 548760202004091 | 9/1/2045 | | | | | | | | |
| THE INDEPENDENT BANKERS AFS | | | | | | | | | | | |
| TIB | | 155498NM6 | CENTRL TX REG MOBILITY AUTH R | | 3.000 | A3 | \$2,000,000.00 100.00% | \$2,000,000.00 | \$2,000,000.00 | \$2,000,000.00 | \$1,626,060.00 |
| | | 655003202202121 | 1/1/2046 | | | | | | | | |
| THE INDEPENDENT BANKERS AFS | | | | | | | | | | | |

** If no data is shown, then there are no pledges for the current period.

Reportfolio

Bank of Brenham, Brenham, TX
Published: 12/2/2024 11:29:19 AM

Management Report
Pledged To: WASHINGTON COUNTY

Date: 30-Nov-24
Section V-C
Page: 32

Safekeeping

| Code | Cusip | Description | Pool | Moody | Original Face | Pledged | Pledged | Pledged | Pledged | Pledged |
|----------|--------|-------------|----------|----------|-----------------|---------------------|-----------|------------|--------------|---------|
| Location | Trans# | Maturity | Prerfund | Std/Poor | Pledged Percent | Original Face Value | Par Value | Book Value | Market Value | |

| | | | | | | | | | | |
|-----|----------------|--------------------------------|--|----|---------|----------------|----------------|----------------|----------------|--|
| TIB | 48619DGDG5 | KAUFMAN CNTY TX MUNI UTILITY D | | A1 | 100.00% | \$1,690,000.00 | \$1,690,000.00 | \$1,664,160.77 | \$1,273,313.60 | |
| | 64054920211181 | 3/1/2046 | | AA | | | | | | |

| | | | | | | | | | | |
|-----------------------------|-----------------|--------------------------------|--|----|---------|----------------|----------------|----------------|----------------|--|
| THE INDEPENDENT BANKERS AFS | | | | | | | | | | |
| TIB | 34681VUP9 | FORT BEND CNTY TX MUNI UTILITY | | A1 | 100.00% | \$1,500,000.00 | \$1,500,000.00 | \$1,469,760.42 | \$1,035,525.00 | |
| | 626935202109091 | 9/1/2046 | | AA | | | | | | |

| | | | | | | | | | | |
|-----------------------------|-----------------|-------------------------------|--|----|---------|----------------|----------------|----------------|----------------|--|
| THE INDEPENDENT BANKERS AFS | | | | | | | | | | |
| TIB | 157793JA9 | CHAMBERS CNTY TX IMPT DIST #2 | | A3 | 100.00% | \$2,475,000.00 | \$2,475,000.00 | \$2,387,732.17 | \$1,643,969.25 | |
| | 644547202112131 | 12/1/2046 | | | | | | | | |

| | | | | | | | | | | |
|-----------------------------|-----------------|-------------------------------|--|-----|---------|----------------|----------------|----------------|--------------|--|
| THE INDEPENDENT BANKERS AFS | | | | | | | | | | |
| TIB | 0418067R5 | ARLINGTON TX HGR EDU FIN CORP | | AAA | 100.00% | \$1,000,000.00 | \$1,000,000.00 | \$1,000,000.00 | \$952,420.00 | |
| | 666252202204140 | 8/15/2047 | | | | | | | | |

| | | | | | | | | | | |
|-----------------------------|-----------------|--------------------------------|--|------|---------|----------------|----------------|----------------|----------------|--|
| THE INDEPENDENT BANKERS AFS | | | | | | | | | | |
| TIB | 34684WFH9 | FORT BEND CNTY TX MUNI UTILITY | | Baa2 | 100.00% | \$1,550,000.00 | \$1,550,000.00 | \$1,531,005.43 | \$1,114,729.00 | |
| | 639283202111101 | 9/1/2047 | | AA | | | | | | |

| | | | | | | | | | | |
|-----------------------------|-----------------|--------------------------------|--|-----|---------|----------------|----------------|----------------|--------------|--|
| THE INDEPENDENT BANKERS AFS | | | | | | | | | | |
| TIB | 3826043F1 | GOOSE CREEK TX CONSOL INDEP SC | | Aaa | 100.00% | \$1,000,000.00 | \$1,000,000.00 | \$1,048,543.30 | \$809,740.00 | |
| | 613911202106101 | 2/15/2050 | | AAA | | | | | | |

| | | | | | | | | | | |
|-----------------------------|-----------------|-------------------------------|--|-----|---------|----------------|----------------|----------------|--------------|--|
| THE INDEPENDENT BANKERS AFS | | | | | | | | | | |
| TIB | 041806YT1 | ARLINGTON TX HGR EDU FIN CORP | | Aaa | 100.00% | \$1,000,000.00 | \$1,000,000.00 | \$1,027,107.17 | \$800,670.00 | |
| | 560829202006230 | 8/15/2050 | | | | | | | | |

| | | | | | | | | | | |
|---------------------------------|--|--|--|--|--|--|--|--|--|--|
| THE INDEPENDENT BANKERS AFS | | | | | | | | | | |
| 31 Muni Tax Exempt - Fixed Rate | | | | | | | | | | |

| | | | | | | | | | | |
|--|--|--|--|--|-----------------|-----------------|-----------------|-----------------|--|--|
| Total Pledged 37 To: WAS WASHINGTON COUNTY | | | | | | | | | | |
| | | | | | \$47,435,000.00 | \$38,303,349.11 | \$38,422,205.05 | \$31,815,757.18 | | |

| | | | | | | | | | | |
|--|--|--|--|--|-----------------|-----------------|-----------------|-----------------|--|--|
| | | | | | \$35,485,000.00 | \$35,485,000.00 | \$35,578,251.40 | \$29,193,120.40 | | |
|--|--|--|--|--|-----------------|-----------------|-----------------|-----------------|--|--|

| | | | | | | | | | | |
|--|--|--|--|--|--------|-----------------------------------|--------|---|--|--|
| | | | | | \$0.00 | Munis with Maturity Under 2 Years | \$0.00 | Other securities with Stated Maturity Under 2 Years | | |
|--|--|--|--|--|--------|-----------------------------------|--------|---|--|--|


| | | | | | | | | | | |
|--|--|--|--|--|-----------------|----------------------------------|----------------|--|--|--|
| | | | | | \$35,485,000.00 | Munis with Maturity Over 2 Years | \$2,818,349.11 | Other securities with Stated Maturity Over 2 Years | | |
|--|--|--|--|--|-----------------|----------------------------------|----------------|--|--|--|

** If no data is shown, then there are no pledges for the current period.


TREASURER'S REPORT

EXAMINED AND APPROVED BY WASHINGTON COUNTY INVESTMENT COMMITTEE


THIS 23rd DAY OF December, 20 24



PEGGY KRAMER
WASHINGTON CO. TREASURER



SHAWNA D HOLLIS
WASHINGTON CO. AUDITOR





KIRK HANATH
WASHINGTON CO.
COMMISSIONER, PCT. 3

WASHINGTON COUNTY, TEXAS

FILED WITH THE EXHIBITS ACCOMPANYING SAME,

THIS 23rd DAY OF December, 20 24


COUNTY CLERK


WASHINGTON COUNTY CLERK

2024 DEC 23 AM 9:27

FILED AND RECORDED

EXAMINED AND APPROVED IN OPEN COMMISSIONERS' COURT

THIS 23rd DAY OF December, 20 24


PRESIDING OFFICER OF COMMISSIONERS' COURT